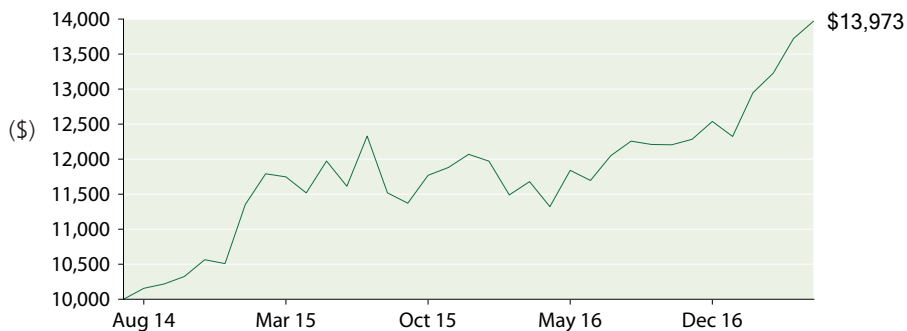


The Fund seeks long-term capital appreciation by investing primarily in a diversified portfolio of dividend paying global equity securities.

PERFORMANCE

Growth of \$10,000 since inception*



Annual compound returns (%)

	1 mo.	3 mo.	6 mo.	YTD	1 yr.	3 yr.	5 yr.	10 yr.	Since inception
Fund	1.8	7.9	13.8	11.4	18.0	–	–	–	12.5

Calendar year returns for the Fund (%)

2016	2015	2014	2013	2012	2011	2010	2009	2008	2007
3.9	14.8	–	–	–	–	–	–	–	–

FUND DETAILS

Inception date: August 1, 2014

AUM: \$383.2 million

Lead manager: Paul Boyne

Co-manager: Doug McGraw

Sub-advisor: Manulife Asset Management (US) LLC

CIFSC category: Global Equity

Investment style: Blend

Distribution frequency: Annually

Positions: 40

Risk profile: Medium

NAV: \$13.19

MER (audited): 2.48%^o

Management fee: 2.05%

Min. investment: \$500 initial; \$25 PAC

Fund codes (MMF)

Series	FE	LL	DSC	Other
Advisor	4539	4739	4439	–
T	9134	9234	9034	–
F	–	–	–	4639
FT	–	–	–	9634

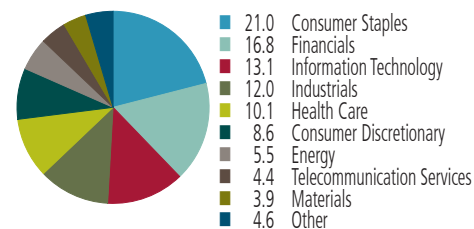
Also available in Dollar-cost averaging fund code.

HOW THE FUND IS INVESTED

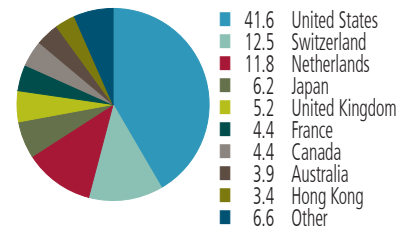
As at April 30, 2017

Top holdings	%
Wells Fargo & Co	4.3
Oracle Corp	4.0
Amcort Ltd	3.9
Roche Holding AG Par	3.5
Koninklijke Ahold Delhaize NV	3.4
Nestle SA	3.4
Microsoft Corp	3.3
Heineken NV	3.1
Novartis AG	3.0
British American Tobacco PLC	2.9
Total	34.8

Sector allocation (%)



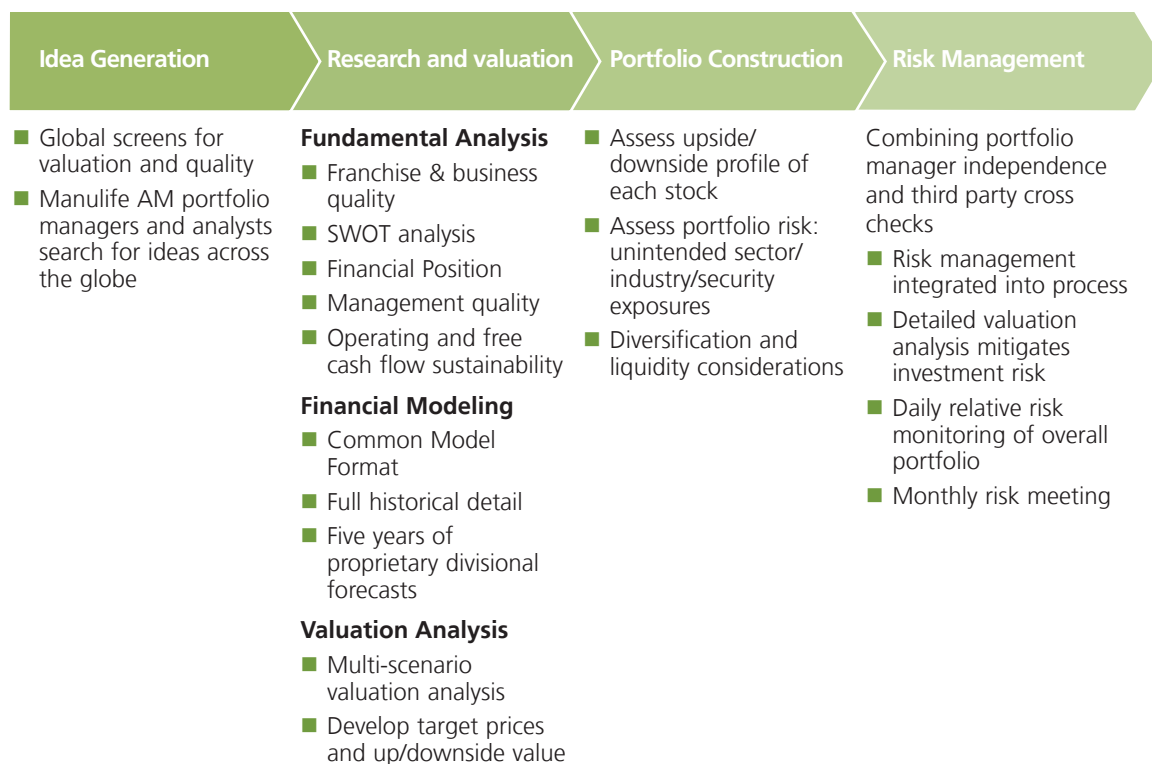
Geographic allocation (%)



INVESTMENT PHILOSOPHY

The Global Equity team aims to achieve long-term outperformance by taking advantage of the market's disproportionate focus on short-term factors to purchase quality companies with attractive valuations and sustainable cash flows.

INVESTMENT PROCESS



FOR MORE INFORMATION, PLEASE CONTACT YOUR ADVISOR OR VISIT MANULIFEMUTUALFUNDS.CA



Manulife Funds are managed by Manulife Investments, a division of Manulife Asset Management Limited. Commissions, trailing commissions, management fees and expenses all may be associated with mutual fund investments. Please read the fund facts as well as the prospectus before investing. The indicated rates of return are the historical annual compounded total returns including changes in unit value and reinvestment of all distributions and do not take into account sales, redemption, distribution or optional charges or income taxes payable by any securityholder that would have reduced returns. Mutual funds are not guaranteed, their values change frequently and past performance may not be repeated. The rate of return shown is used only to illustrate the effects of the compound growth rate and is not intended to reflect future values or returns on investment. The payment of distributions is not guaranteed and may fluctuate. If distributions paid by the fund are greater than the performance of the fund, then your original investment will shrink. Distributions should not be confused with a fund's performance, rate of return, or yield. You may also receive return of capital distributions from a fund. Please consult with your tax advisor regarding the tax implications of receiving distributions. See the prospectus for more information on a fund's distributions policy. Manulife, Manulife Investments, the Block Design, the Four Cube Design and Strong Reliable Trustworthy Forward-thinking are trademarks of The Manufacturers Life Insurance Company and are used by it, and by its affiliates under licence.