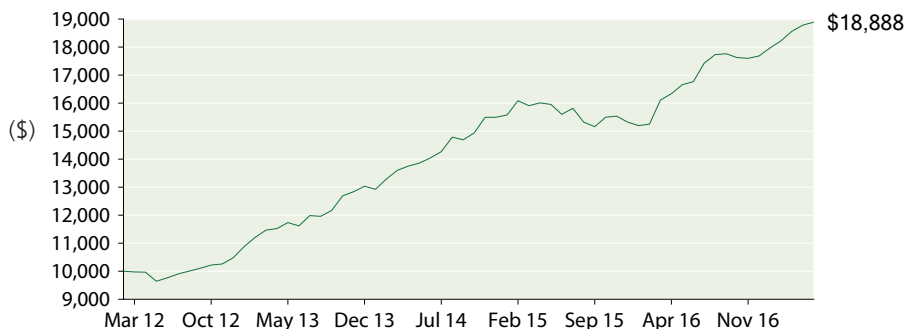


This Fund offers exposure to a portfolio of dividend-paying equities primarily from Canada and the U.S. The Portfolio Managers focus on selecting businesses that generate sustainable and predictable cash flows that may be returned to investors in the form of capital growth, tax efficient dividends or through share buybacks.

**PERFORMANCE**

**Growth of \$10,000 since inception\***



**Annual compound returns (%)**

	1 mo.	3 mo.	6 mo.	YTD	1 yr.	3 yr.	5 yr.	10 yr.	Since inception
Fund	0.6	3.6	7.3	6.8	13.4	10.9	14.4	–	13.0

**Calendar year returns for the Fund (%)**

2016	2015	2014	2013	2012	2011	2010	2009	2008	2007
15.4	-1.1	18.9	24.4	–	–	–	–	–	–

**FUND DETAILS**

**Inception date:** March 22, 2012

**AUM:** \$188.1 million

**Lead manager:** Conrad Dabiet

**Co-managers:** Chris Hensen, Jonathan Popper

**Sub-advisor:** Manulife Asset Management Limited

**CIFSC category:** Canadian Dividend & Income Equity

**Investment style:** Value

**Distribution frequency:** Annually

**Positions:** 102

**Risk profile:** Medium

**NAV:** \$17.79

**MER (audited):** 2.34%<sup>o</sup>

**Management fee:** 1.95%

**Min. investment:** \$500 initial; \$25 PAC

**Fund codes (MMF)**

Series	FE	LL	DSC	Other
Advisor	8545	8745	8445	–
T	9107	9108	9106	–
F	–	–	–	8645
FT	–	–	–	1218

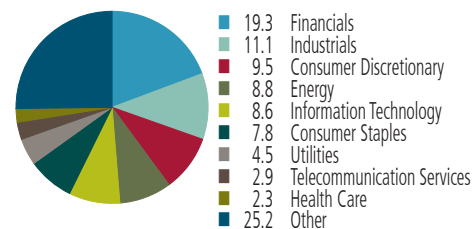
Also available in Dollar-cost averaging fund code.

**HOW THE FUND IS INVESTED**

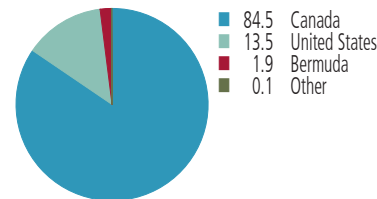
As at April 30, 2017

Top holdings	%
Open Text Corp	3.7
Waste Connections Inc	3.6
Canadian Pacific Railway Ltd	3.3
Enbridge Inc	3.1
Brookfield Asset Management Inc	3.0
Telus Corp	3.0
Algonquin Power & Utilities Corp	2.4
Onex Corp	2.0
Brookfield Infrastructure Partners LP	2.0
Oracle Corp	2.0
<b>Total</b>	<b>28.1</b>

**Sector allocation (%)**



**Geographic allocation (%)**



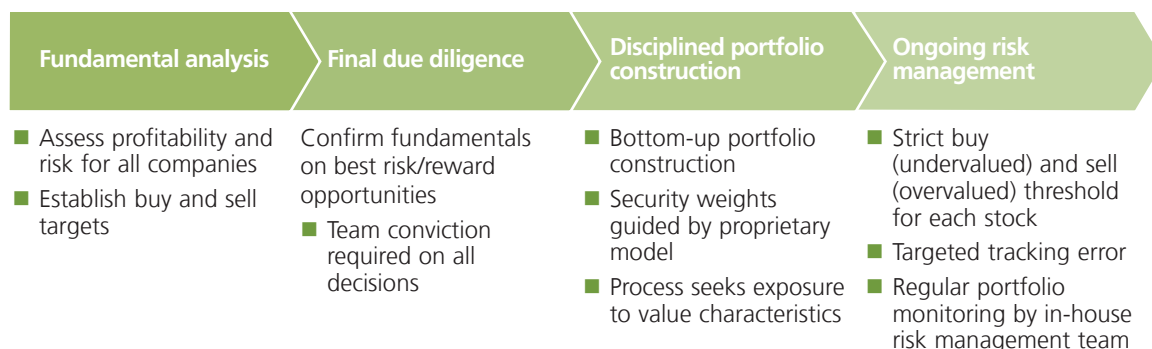
Source for all data: Lipper, a Thomson Reuters company, as at May 31, 2017. \*For illustration purposes only. <sup>o</sup>As of April 30, 2016 (includes HST).

## INVESTMENT PHILOSOPHY

The Portfolio Managers use a fundamental, value based investment approach that seeks attractively priced securities that offer the potential for growth and income. Investment analysis is focused on understanding and evaluating the factors that make a company profitable including profit margins, the use of assets, debt levels, revenues and reinvestment opportunities.

This effort is complemented by an evaluation of the unique strengths of each business in relation to its competitors. Emphasis is placed on businesses with strong track records of allocating capital.

## INVESTMENT PROCESS



FOR MORE INFORMATION, PLEASE CONTACT YOUR ADVISOR OR VISIT [MANULIFEMUTUALFUNDS.CA](http://MANULIFEMUTUALFUNDS.CA)



Manulife Corporate Classes are managed by Manulife Investments, a division of Manulife Asset Management Limited. Commissions, trailing commissions, management fees and expenses all may be associated with mutual fund investments. Please read the fund facts as well as the prospectus before investing. The indicated rates of return are the historical annual compounded total returns including changes in share value and reinvestment of all dividends and do not take into account sales, redemption, distribution or optional charges or income taxes payable by any securityholder that would have reduced returns. Mutual funds are not guaranteed, their values change frequently and past performance may not be repeated. The rate of return shown is used only to illustrate the effects of the compound growth rate and is not intended to reflect future values or returns on investment. The payment of distributions is not guaranteed and may fluctuate. If distributions paid by the fund are greater than the performance of the fund, then your original investment will shrink. Distributions should not be confused with a fund's performance, rate of return, or yield. You may also receive return of capital distributions from a fund. Please consult with your tax advisor regarding the tax implications of receiving distributions. See the prospectus for more information on a fund's distributions policy. Manulife, Manulife Investments, the Block Design, the Four Cube Design and Strong Reliable Trustworthy Forward-thinking are trademarks of The Manufacturers Life Insurance Company and are used by it, and by its affiliates under licence.