

An approach designed to identify opportunities in any market cycle. Global expertise — with offices around the world and key partnerships in developed and developing nations, Standard Life Investments Limited brings to the table scope and reach. Diversification — looks beyond Canada's economic borders and provides diversity across sectors.

PERFORMANCE

Growth of \$10,000 over 10 years*



Annual compound returns (%)

	1 mo.	3 mo.	6 mo.	YTD	1 yr.	3 yr.	5 yr.	10 yr.	Since inception
Fund	-3.1	2.7	8.6	8.6	14.6	6.8	13.4	3.8	4.7

Calendar year returns for the Fund (%)

2016	2015	2014	2013	2012	2011	2010	2009	2008	2007
-9.4	18.9	9.4	34.5	17.2	-12.0	12.2	19.9	-33.7	-6.3

FUND DETAILS

Inception date: July 3, 2002

AUM: \$477.9 million

Lead manager: Jaime Ramos Martin

Co-manager: Mikhail Zverev

Sub-advisor: Standard Life Investments Limited

CIFSC category: Global Equity

Investment style: Blend

Distribution frequency: Annually

Positions: 46

Risk profile: Medium

NAV: \$12.92

MER (audited): 2.32%^a

Management fee: 2.00%

Min. investment: \$500 initial; \$25 PAC

Fund codes (MMF)

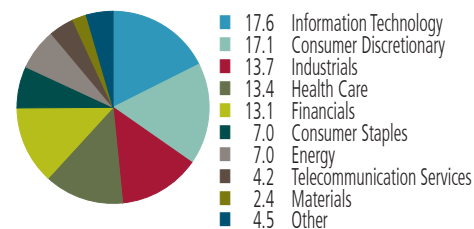
Series	FE	LL	DSC	Other
Advisor	3533	3733	3433	—
T	3564	3764	3464	—
F	—	—	—	3633
FT	—	—	—	3933

HOW THE FUND IS INVESTED

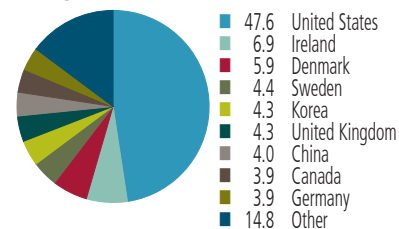
As at May 31, 2017

Top holdings	%
Alimentation Couche Tard Inc	2.8
Activision Blizzard Inc	2.7
Broadcom Ltd	2.6
Orpea SA	2.5
Boston Scientific Corp	2.5
Nordea Bank AB	2.5
Acuity Brands Inc	2.5
Ryanair Holdings PLC DR	2.5
CRH PLC	2.4
Fortune Brands Home & Security Inc	2.4
Total	25.4

Sector allocation (%)



Geographic allocation (%)

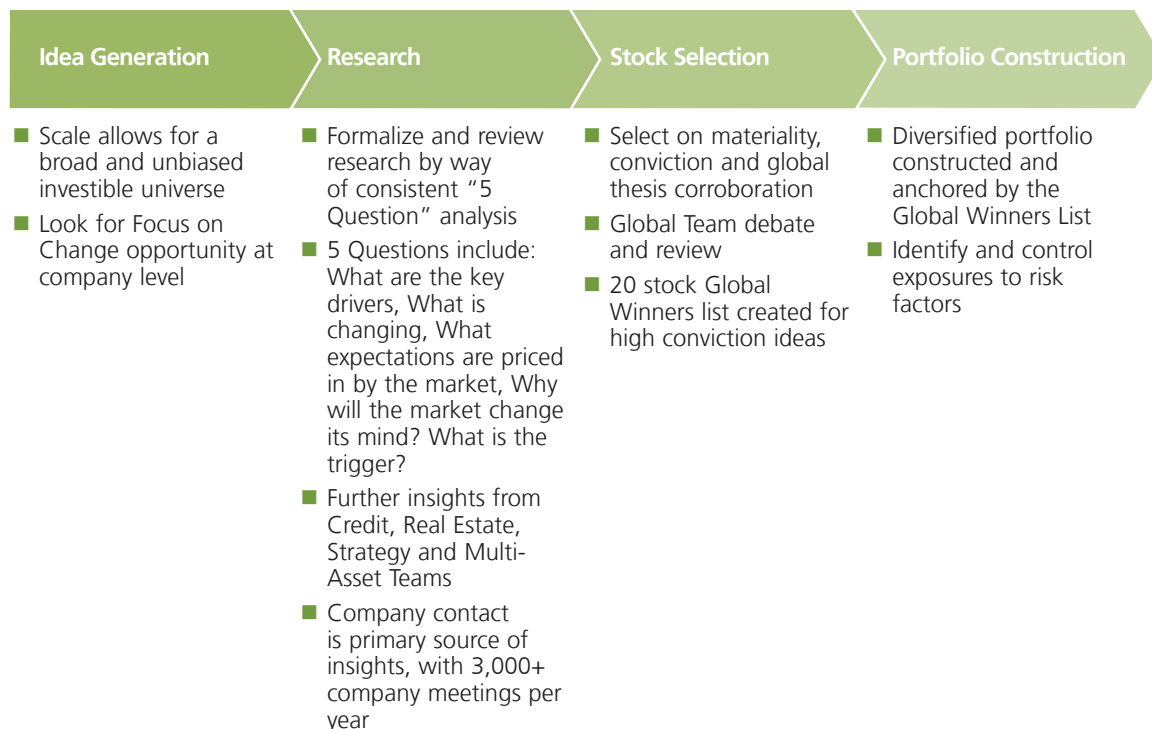


Source for all data: Lipper, a Thomson Reuters company, as at June 30, 2017. ^aFor illustration purposes only. ^aAs of December 30, 2016 (includes HST).

INVESTMENT PHILOSOPHY

Invest according to a common investment philosophy called Focus on Change. Using this philosophy, they invest in stocks where they believe corporate prospects will be better than the market is pricing in. Neither value nor growth driven, this approach is designed to allow the asset manager to identify opportunities in any market cycle.

INVESTMENT PROCESS



FOR MORE INFORMATION, PLEASE CONTACT YOUR ADVISOR OR VISIT MANULIFEMUTUALFUNDS.CA



Manulife Funds are managed by Manulife Investments, a division of Manulife Asset Management Limited. Commissions, trailing commissions, management fees and expenses all may be associated with mutual fund investments. Please read the fund facts as well as the prospectus before investing. The indicated rates of return are the historical annual compounded total returns including changes in unit value and reinvestment of all distributions and do not take into account sales, redemption, distribution or optional charges or income taxes payable by any securityholder that would have reduced returns. Mutual funds are not guaranteed, their values change frequently and past performance may not be repeated. The rate of return shown is used only to illustrate the effects of the compound growth rate and is not intended to reflect future values or returns on investment. The payment of distributions is not guaranteed and may fluctuate. If distributions paid by the fund are greater than the performance of the fund, then your original investment will shrink. Distributions should not be confused with a fund's performance, rate of return, or yield. You may also receive return of capital distributions from a fund. Please consult with your tax advisor regarding the tax implications of receiving distributions. See the prospectus for more information on a fund's distributions policy. Manulife, Manulife Investments, the Block Design, the Four Cube Design and Strong Reliable Trustworthy Forward-thinking are trademarks of The Manufacturers Life Insurance Company and are used by it, and by its affiliates under licence.